

BM Cabinets are designed for Network and Server equipment which have various applications in data centres and network enclosure solutions.

BM-Series Cabinet is built on a welded, and bolted steel frame with a static load rating of 1350kg. The BM-Series has a rolling load on castors 1000kg.

The BM-Series solution is available in 600mm, 750mm and 800mm and either 1000mm or 1200mm deep. Heights up to 51U are available as standard configurations.

BM-Series offers a customization cabinet builds:-

- Doors
- Side Panels
- Top Panel
- Bottom Panel
- Air Curtains/Skirts
- Cable Management and accessories
- Castors
- Levelers
- Blanking panels
- Grounding Kits



Accessories may be factory configured to your exact specifications, or shipped separately for field installation.

Choose from a wide variety of door, top panel and side panel options to configure the cabinet solution that best fits your installation, let it be a server rack or network cabinet.



(1) Frame (1pcs)

Height: 42ru, 45ru, 48ru, 51ru
 Width: 600,750,800(mm)
 Depth: 1000, 1200(mm)
 Finish: Black or White



(2) Side Rails (4pcs)

L Rails: 600mm frame
 Z Rails: 800mm
 (Includes hardware)
 Finish: Black or White



(3) Front Door

Standard door: 80% Perforated
 Perforated
 Front door open: 140deg
 Reversible: Open Left/Right
 Left/Right
 Finish: Black or White



(4) Rear Door

Rear door: 80%
 Rear door open: 180deg
 Reversible: Open
 Finish: Black or White




(5) Handles

Types:
 Key Alike/Unique
 Combo Alike/Unique
 Finish: Black




(6) Top Panel

2 Brush Front/Rear
 4 Brush
 No Brush
 Finish: Black or White



(7) Side Panels

2 Piece panel
 Removed easily for access
 Brush cutouts available
 Finish : Black or White



(8) Bottom panel

Solid or cable access
 Brush inserts
 Easy Installation
 Finish : Black or White



(9) Air Curtains

Includes:
 2pcs Vertical
 1pcs Horizontal
 Finish: Black or White
 Brushes : Black only



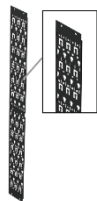
(10) Air Skirt

Available in all sizes
 Prevents air in cabinet
 Finish: Black or White



(11) PDU Management

Manages power cables
 Compatible with Accessories
 Supports PDU's
 Finish: Black or White



(12) Air flow shelf

Vented air Slots
 70kg load rating
 Finish: Black or White



(13) Cable Rings

Easy to snap connect
 Supports Network cables
 Finish: Plastic Black



(14) Velcro Wrap

Easy Snap Connect
 Uses tie wraps
 Finish: Plastic and Velcro



(15) Levelers (4pcs)

Base connect to frame
 Adjustment nut attached
 Finished: Galvanised



(16) Castor (4pcs)

Mount on base frame
 Locking Options
 Finish: Galvanised and Polyurethan



(17) Blanking panels

Snap in blanking panel
 g
 Standard 19" rail
 Sold as 1ru/ custom ru
 Prevents re-circulation of air



(18) Grounding Kit

Grounding /Earthin





Height Dimensions- mm			
Rack Mount Spaces (U)	Frame Height (A)	Height with Levelers (Min) (B)	Height with Casters (Min) (C)
42	1985	2005	2050
45	2115	2135	2180
48	2250	2270	2315
51	2385	2400	2450

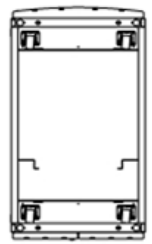
Casters add approximately 65mm to height of the frame and are factory installed on the cabinet.

Depth Dimensions- mm			
Nominal Depth (D)	Frame less Doors (D)	Overall with Doors (E)	Maximum Rail Depth
1000	1000	1100	800
1200	1200	1300	1000

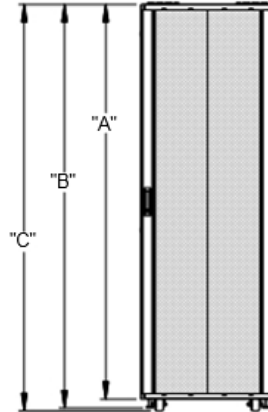
Top View



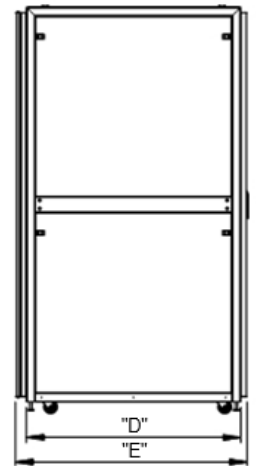
Bottom View



Front View



Side View



TOTAL ESTIMATED VALUE OF ALL ITEMS:

INVENTORY DATE:

NAME:

ADDRESS:

PHONE:

Company:

Company phone:

Address:

Item #	Room/area	Item/description	Make/model	DISCRPTION	Date purchased	Where purchased	Purchase price	Qty	Estimated current value	Notes
1		FRAME	600mm X 1000mm X 42RU	BM SERIES CABINET	MAIN FRAME	Direct				
2		SIDE RAILS	600mm X 1000mm X 42RU	BM SERIES CABINET	2 RAILS	Direct				
3		FRONT DOOR	600mm X 1000mm X 42RU	BM SERIES CABINET	1 DOOR	Direct				
4		REAR DOOR	600mm X 1000mm X 42RU	BM SERIES CABINET	2 DOORS	Direct				
5		HANDLES	600mm X 1000mm X 42RU	BM SERIES CABINET	COMBO/UNIQUE	Direct				
6		TOP PANEL	600mm X 1000mm X 42RU	BM SERIES CABINET	2 BRUSHES	Direct				
7		SIDE PANELS	600mm X 1000mm X 42RU	BM SERIES CABINET	1 SIDE WITH 2 PANELS	Direct				
8		BOTTOM PANEL	600mm X 1000mm X 42RU	BM SERIES CABINET	NO BRUSHES	Direct				
9		AIR CURTAIN	600mm X 1000mm X 42RU	BM SERIES CABINET	600100042RU FRAME	Direct				
10		AIR SKIRT	600mm X 1000mm X 42RU	BM SERIES CABINET	600100042RU FRAME	Direct				
11		PDU MANAGEMENT	600mm X 1000mm X 42RU	BM SERIES CABINET	600100042RU FRAME (2PCS)	Direct				
12		AIR FLOW SHELF	600mm X 1000mm X 42RU	BM SERIES CABINET	600100042RU FRAME	Direct				
13		CABLE RINGS	600mm X 1000mm X 42RU	BM SERIES CABINET	CABLE MANAGEMENT 1PCS	Direct				
14		VELCRO WRAP	600mm X 1000mm X 42RU	BM SERIES CABINET	CABLE MANAGEMENT 1PCS	Direct				
15		LEVELERS	600mm X 1000mm X 42RU	BM SERIES CABINET	LEVELERS (4PCS)	Direct				
16		CASTOR	600mm X 1000mm X 42RU	BM SERIES CABINET	CASTORS (4PCS)	Direct				
17		BLANKING PANELS	600mm X 1000mm X 42RU	BM SERIES CABINET	BLANKING PANEL 2RU	Direct				
18		GROUNDING KIT	600mm X 1000mm X 42RU	BM SERIES CABINET	GROUNDING	Direct				
19		CAGE NUTS	600mm X 1000mm X 42RU	BM SERIES CABINET	50PCS	Direct				
20		M6 METRIC SCRS & WASHERS	600mm X 1000mm X 42RU	BM SERIES CABINET	50PCS	Direct				

TOTALS INVENTORY ITEMS: 20

